

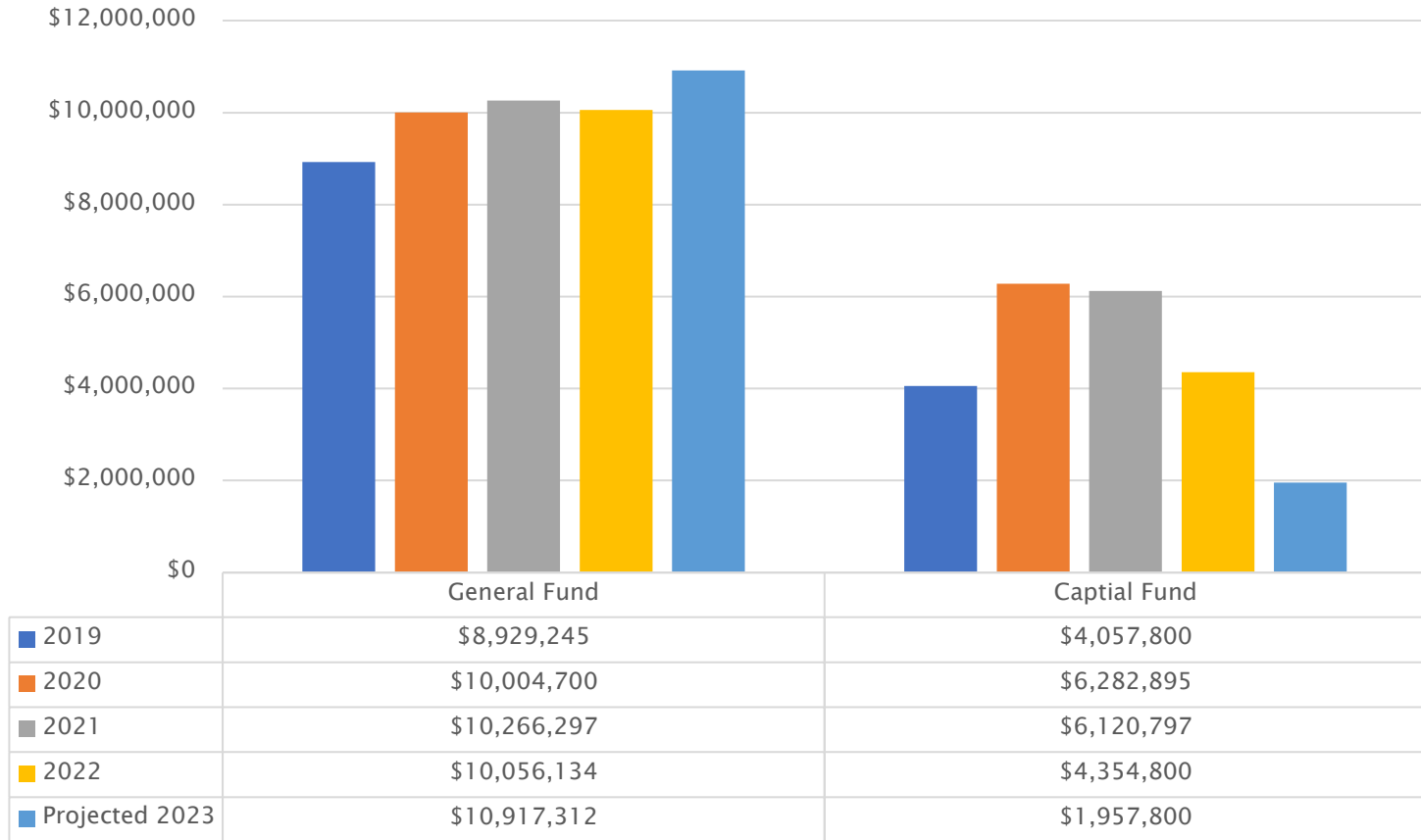
BOROUGH OF MEDIA 2023 FINAL BUDGET

2023 BUDGET: OVERVIEW

▶ General Fund	\$10,917,312
▶ Capital Fund	\$ 1,957,800
▶ Liquid Fuels Fund	\$ 152,000
▶ Recreation Fund	\$ 76,300
TOTAL	\$13,103,412

BUDGET HISTORY 2019-2023

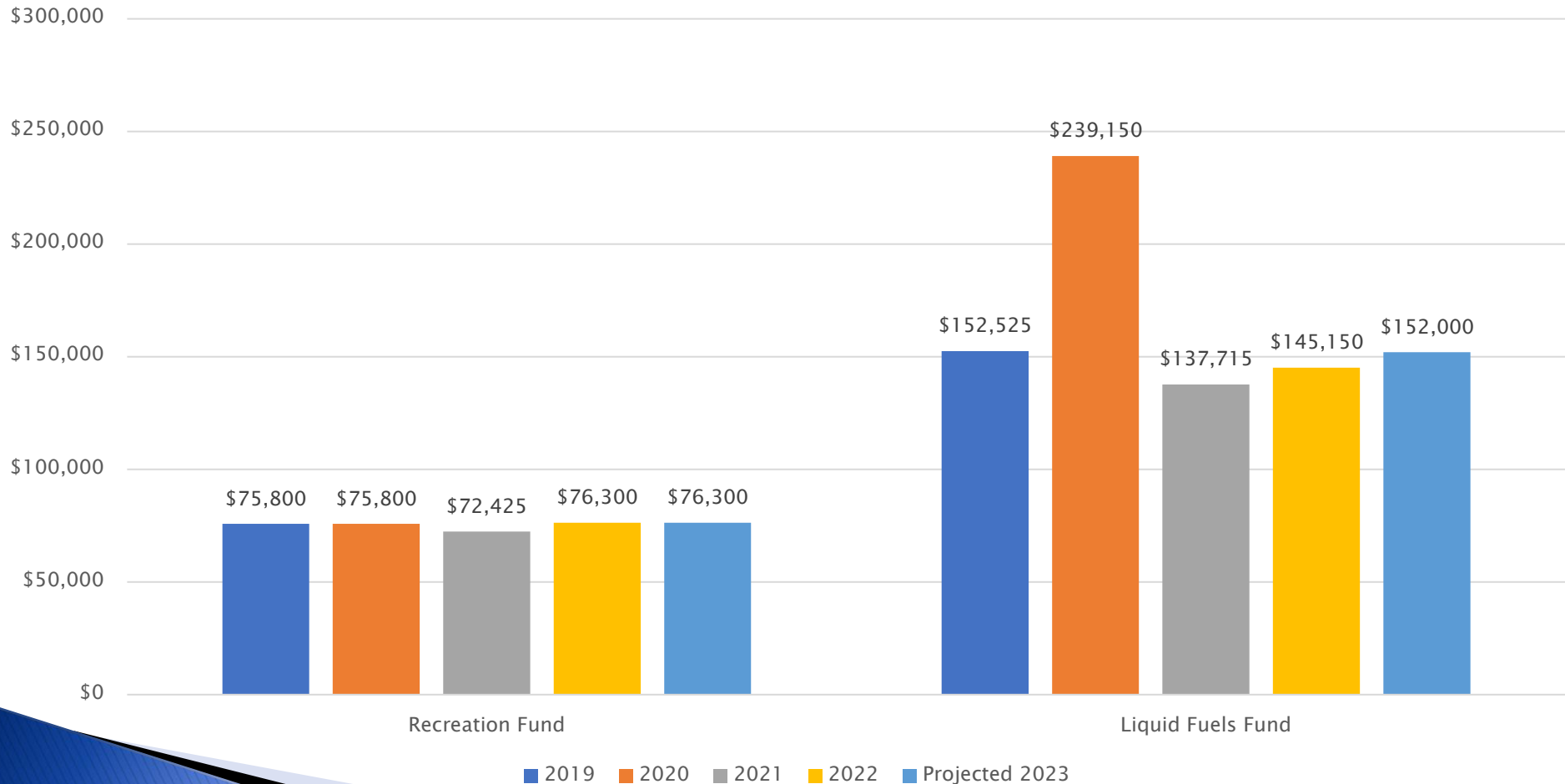
General and Capital Funds



■ 2019 ■ 2020 ■ 2021 ■ 2022 ■ Projected 2023

BUDGET HISTORY 2019-2023

Recreation Fund and Liquid Fuels




2023 GENERAL FUND REVENUES

At a Glance

REVENUE SOURCE	2022 Budget	PERCENT OF TOTAL REVENUE
Taxes	\$7,333,992	67%
Property Taxes	(\$1,920,000)	(18%)
Act 511 Taxes	(\$5,408,992)	(50%)
Penalty & Interest	(\$5,000)	(0%)
Licenses & Permits	\$308,000	3%
Fines	\$167,000	2%
Rent	\$876,100	8%
Fees & Services	\$1,868,250	17%
Other	\$364,000	3%
TOTAL REVENUES	\$10,917,342	100%

2023 GENERAL FUND REVENUE

Key Points

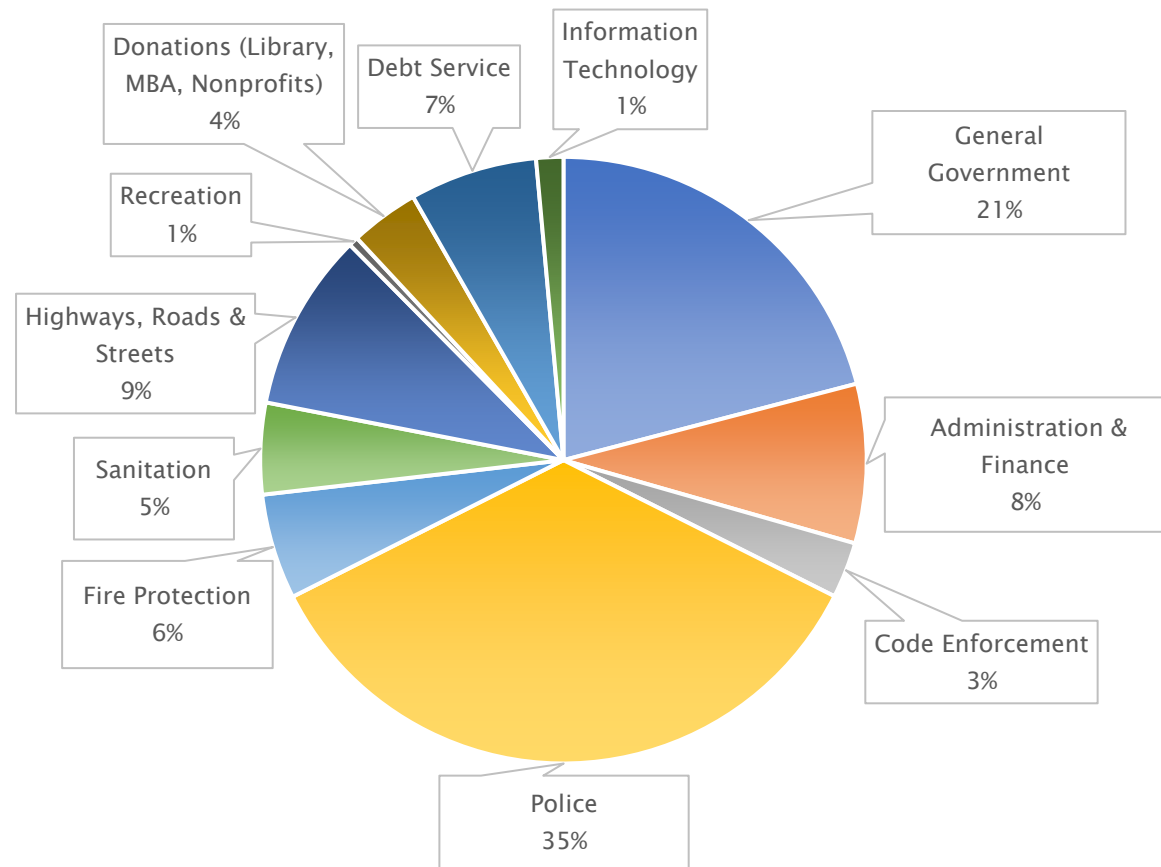
- Parking rates will go up to \$1.50/hr and enforcement is extended to 8pm.
 - Property tax millage increase from 1.81 mills to 2.00 to support capital projects and build capital reserve
 - Anticipate slight increase of Act 511 Taxes based on historical trends of Earned Income Taxes
- 

2023 GENERAL FUND EXPENDITURES

At a Glance

Department/Category	2023 Budget
General Government	\$2,286,150
Administration	\$926,630
Code Enforcement	\$325,250
Police	\$3,838,176
Fire Protection	\$613,080
Sanitation	\$532,211
Highways, Roads & Streets	\$1,038,045
Recreation	\$56,000
Donations (Library, MBA, Nonprofits)	\$400,200
Debt Service	\$743,600
Information Technology	\$158,000
	\$10,917,342

2023 Budget Expenditures by Category




2023 GENERAL FUND EXPENDITURES

Key Expenditures

▶ General Fund Salaries	\$4,479,985	41%
◦ Police and PW union negotiations are still ongoing and salaries are not set		
◦ There is a placeholder of 4.5 % Projected Salary increase across the board		
▶ Total Insurance	\$997,499	9%
◦ Medical Insurance	\$663,813	
◦ Workers Compensation	\$170,000	
◦ Casualty & Liability	\$117,200	
◦ Life Insurance	\$ 21,311	
◦ Unemployment	\$ 23,275	
▶ Debt Service	\$743,600	7%

2023 GENERAL FUND EXPENDITURE

Key Points

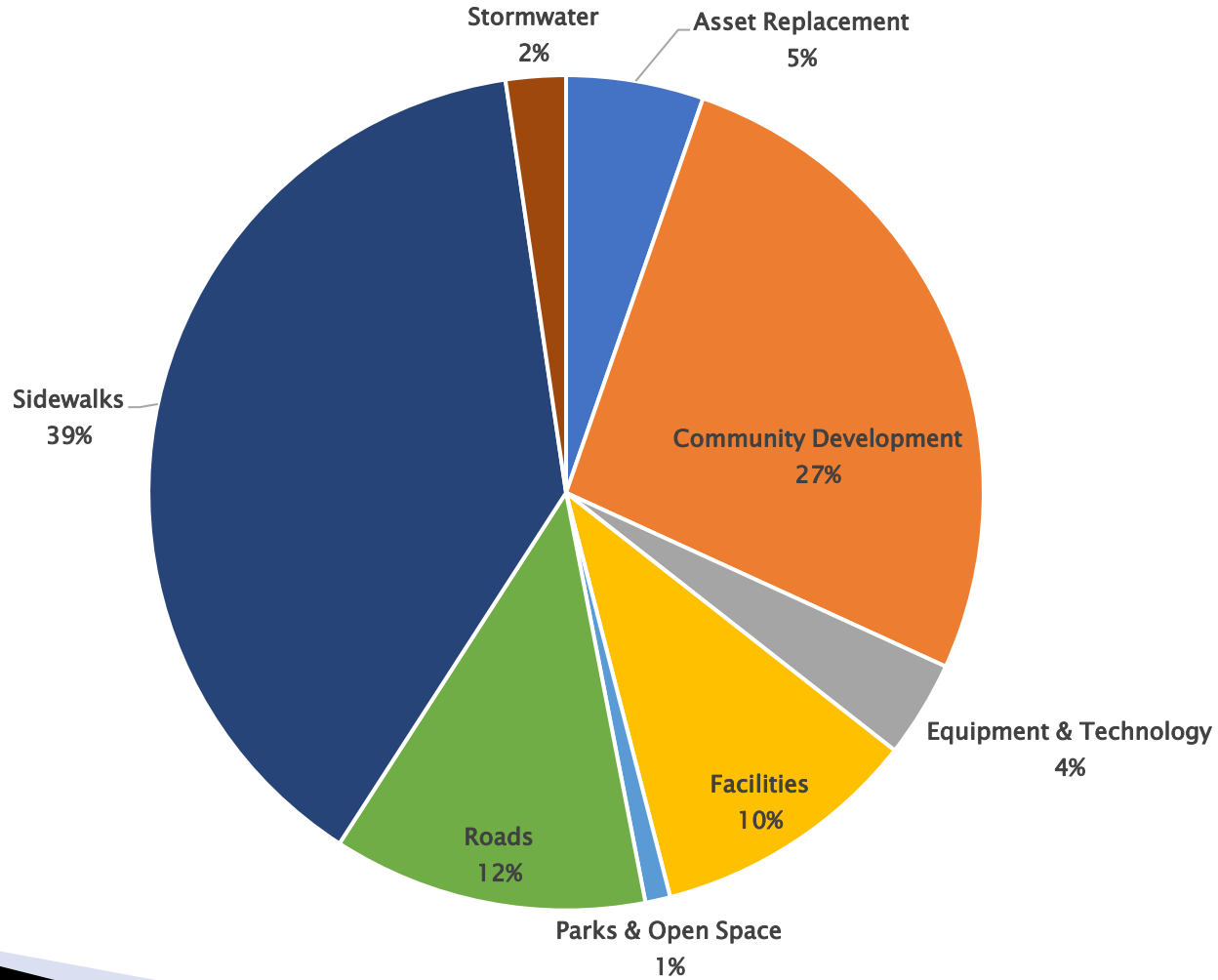
- Fire Company budget \$613,000, includes salary and benefits for paid Firefighters and \$90k for new EMS costs
 - Police budget fully funds all positions
 - Codes budget includes funding for affordable housing study
 - New revenue (\$825k) dedicated to capital projects
- 

2023 CAPITAL FUND REVENUES

▶ Interest	\$7,500
▶ State & Capital Operating Grant	\$1,125,200
Third Street Bridge Design Reimbursement - \$60,000	
CDBG-Orange St. Streetscape - \$73,000	
CDBG-W. State St. Streetscape - \$264,200	
CMAQ Sidewalk Grant - \$728,000	
▶ Transfer from General Fund	\$825,000
TOTAL CAPITAL REVENUES	\$1,957,800

2023 CAPITAL FUND EXPENDITURES

2023 Expenditures by Function



2023 CAPITAL FUND EXPENDITURES

<i>Borough Facilities</i>	\$ 215,000
Municipal building - \$150,000	
Parking garage - \$65,000	
<i>Police</i>	\$126,000
One Police vehicle - \$55,000	
Video camera system - \$59,000	
Body worn cameras - \$12,000	
<i>Public Works</i>	\$ 81,500
Road Program-Engineering - \$20,000	
Highway Vehicle - \$55,000	
Time Clock- \$6,500	

2023 CAPITAL FUND EXPENDITURES

Stormwater **\$ 109,000**

Stormwater Improvements Ridge & Olive Streets (engineering) - \$20,000

Stormwater Improvements West \$ 3rd - \$14,000

Stormwater Improvements – Inlet replacements \$75,000

Capital Construction **\$ 1,829,200**

Third Street Bridge (design) \$60,000

CMAQ Sidewalk Project \$791,600

CDBG – Orange St. Streetscape \$162,350

CDBG – W. State St. Streetscape \$387,350

Sidewalk contract - \$5,000

Environmental **\$ 20,000**

Shade Tree - \$20,000

2023–2027 Capital Improvement Plan At a Glance

Capital Reserve Account

	2022	2023	2024	2025	2026	2027	Total
Beginning Balance	\$2,409,000	\$500,000	\$494,300	\$261,200	\$139,400	\$124,400	
Transfers In	\$0	\$825,000	\$800,000	\$800,000	\$800,000	\$800,000	\$4,025,000
Expenditures	\$1,909,000	\$830,700	\$1,033,100	\$921,800	\$815,000	\$527,000	\$6,036,600
Ending Balance	\$500,000	\$494,300	\$261,200	\$139,400	\$124,400	\$397,400	

2023 RECREATION FUND REVENUES

▶ Transfer from General Fund	\$ 56,000
▶ Event, Miscellaneous Income, Int.	\$ 20,300
TOTAL RECREATION REVENUES	\$ 76,300

2023 RECREATION FUND EXPENDITURES

▶ Salaries	\$ 12,500
▶ General Program Services	\$ 40,500
▶ Donation to Youth Sporting Organizations	\$ 6,000
▶ Summer Camp Donation	\$ 8,000
▶ Other	\$ 9,300
- Electricity and gas	
- Field repairs and maintenance	
- Parks repairs and maintenance	
- Minor equipment purchases	

RECREATION EXPENDITURES


\$ 76,300

2023 LIQUID FUELS FUND

▶ Revenues	
◦ State Funding	\$152,000
◦ Interest	\$ 150
LIQUID FUELS REVENUE	\$152,150

▶ Funds to be expended on road resurfacing

Looking Forward

- ▶ **Fire Protection Costs:** Monitor future fire protection and EMS costs
 - ▶ **Earned Income Tax:** Monitor other municipalities who may assess an Earned Income Tax and what the impact may be on the Borough.
 - ▶ **Savings for Future:** Monitor fund balance and continue setting aside at least 8% of operating revenues annually to build a capital reserve account for future capital expenditures.
- 

Thank You

